

ICEMAKER | BLUI-250A

L x D x H — 30" x 30" x 38 1/2"



Project: _____

Model#: _____

Item #: _____

Qty: _____

Available W/H: _____

Approval: _____

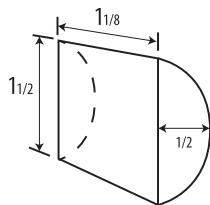
STANDARD FEATURES

- BLUI-250A produces up to 250 lbs. of ice daily
- BLUI-250A has 185 lbs. of built in storage capacity
- Units produce individual crescent ice cubes
- Durable stainless steel cabinet
- Stainless steel evaporator
- Removable air filter
- Digital Self Diagnostic System (power switch is accessible without panel removal)
- Environmentally friendly refrigerant (R-404)
- Energy Star Certified



Conforms to NSF/ANSI 7(ETL)

Cube Dimensions*



*Approximate size in inches, image not to scale.

Operating Limits

- Ambient Temp Range 45 - 100°F
- Water Temp Range 45 - 90°F
- Water Pressure 28 - 100 PSIG
- Voltage Range 100 - 130V

Service

- Panels easily removed and all components accessible for service.
- Removable/cleanable air filters.
- Allow 6" (15cm) clearance at rear, sides, and top for proper air circulation and ease of maintenance/service.

Plumbing

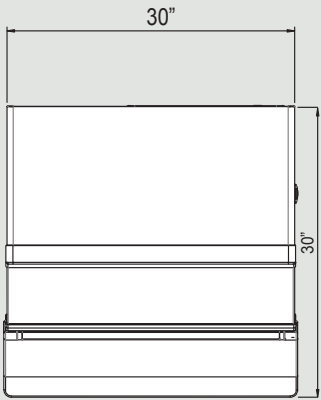
- Ice maker Water Supply Line: Minimum 3/8" Nominal ID Copper Water Tubing or Equivalent
- Ice maker Drain Line: Minimum 3/4" Nominal ID Hard Pipe or Equivalent

*BLUE AIR has the right to change specifications without further notice.

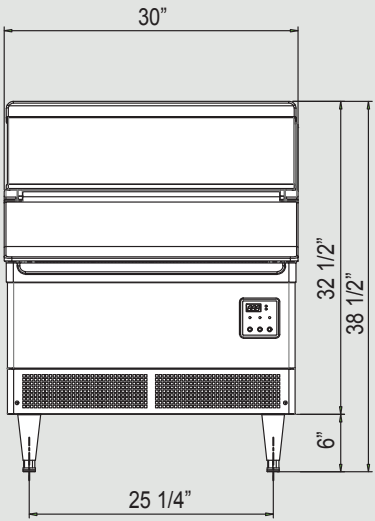
		ICE PRODUCTION									
Condenser	Model	Air / Water Temp Lbs. per 24 hours		Per Cycle		KWH per 100 lbs.	Portable Water Gal. per 100 lbs.	Min. Circuit Amperage	Voltage	Shipping Weight (lbs/kg)	Energy Star®
		70°/50°F	90°/70°F	Lbs.	Cubes						
Air-Cooled	BLUI-250A	250	225	4.5	225	7.8	16	9	115V/60/1	169(77)	★



TOP VIEW



FRONT VIEW



SIDE VIEW

